



Grillo












AGRIGARDEN MACHINES



FD 220E













Full Electric



											
	MAX POWER	DEC POWER	TRACTION POWER	BATTERY CAPACITY						kg (lb)	H D W
FD 220E	11,7 kW	10 kW	1,7 kW	7,7 kWh	0 - 10 km/h (0 - 6.2 mph)	200 L 5.7 (US bu)	30 cm (11.8 in)	25...90 mm (1.0...3.5 in)	80 cm (31 in)	316 (696.6)	H 114 cm D 86 cm W 234 cm













FD 220R



		HP-kW		 L (US qts)						 kg (lb)	
FD 220R	LC1P92F Loncin	HP 12 (*15) kW 9.2	452/1	 7 (7.4)	HYDROSTATIC 0 - 9 km/h (0 - 5.6 mph)	200 L 5.7 (US bu)	30 cm (11.8 in)	30...90 mm (1.2...3.5 in)	80 cm (31 in)	263 (580)	H 114 cm D 86 cm W 234 cm
	VANGUARD 16 B&S	HP 14 (*16) kW 10.3	479/2	 7 (7.4)	HYDROSTATIC 0 - 9 km/h (0 - 5.6 mph)	200 L 5.7 (US bu)	30 cm (11.8 in)	30...90 mm (1.2...3.5 in)	80 cm (31 in)	270 (595)	

FD 280



		HP-kW		 L (US qts)								
FD 280	VANGUARD 16 B&S	HP 14 (*16) kW10.3	479/2	 8 (8.4)		HYDROSTATIC 0-9,5 km/h (0-5.9 mph)	ELECTRIC 280 L 8 (US bu)	30 cm (11.8 in)	30...90 mm (1.2...3.5 in)	113 cm (44 in)	320 (705)	H 120 cm D 119 cm W 238 cm

* Gross Power

FD 450



	7220 PXi PROFESSIONAL B&S	HP-kW HP 18 (*22) kW 13.2	CC 656/2	L (US Gal) 17 (4.5)	DIFF. LOCK ✓	HYDROSTATIC 0 - 11 km/h (0 - 6.8 mph)	HYDRAULIC 450 L 12.8 (US bu)	HYDRAULIC 30 cm (11.8 in)	ELECTRIC 25...90 mm (1.0...3.5 in)	kg (lb) 450 (992)	H ¹ 194 cm H 146 cm D 119 cm W 268 cm
FD 450											


FD 500















		HP-kW		 L (US Gal)	 DIFF. LOCK					 kg (lb)	
FD 500	D 722 E4B Kubota STAGE 5	HP 18 - kW 13.2	722/3	Diesel 22 (5.8)	✓	0 - 13 km/h (0 - 8 mph)	700 L 19.8 (US bu)	32 cm (12.5 in)	ELECTRIC 25....90 mm (0.9...3.5 in)	113 cm (44.4 in)	610 (1345)
											H ¹ 193 cm H 151 cm D 119 cm W 271 cm

FD 900

4WD















												
		HP-kW	CC	L (US Gal)	DIFF. LOCK	HYDROSTATIC	HYDRAULIC	HYDRAULIC	HYDRAULIC		kg (lb)	H ¹ H ² D W
FD 900 4WD	3TNV80F Yanmar STAGE 5	HP 25 - kW 18.4	1267/3	Diesel 31 (8.2)	✓	0 - 15 km/h (0 - 9 mph)	750 L 21.3 (US bu)	37 cm (14.6 in)	20...100 mm (0.8...3.9 in)	126 cm (49.6 in)	980 (2160)	H ¹ 207 cm H ² 166 cm D 133 cm W 291 cm

FD 13.09

4WD














													
FD 13.09 4WD	3TNV82A Yanmar STAGE 5	HP 26 - kW 18.9	1331/3	Diesel 23 (6.0)	✓	0 - 15 km/h (0 - 9.3 mph)	900 L 25.5 (US bu)	31 cm (12 in)	HYDRAULIC	20...100 mm (0.8...3.9 in)	132 cm (52 in)	1230 (2712)	H ¹ 213 cm H 175 cm D 141 cm W 325 cm
									HYDRAULIC	20...120 mm (0.8...4.7 in)	152 cm (59.8 in)	1310 (2888)	H ¹ 213 cm H 175 cm D 162 cm W 340 cm

FD 2200

4WD



		HP-kW		 L (US Gal)	 DIFF. LOCK	 HYDROSTATIC	 HYDRAULIC	 HYDRAULIC			 kg (lb)	
FD 2200 4WD	3TNV88C Yanmar STAGE 5	HP 37 kW 27.5	1642/3	Diesel 50 (13.2)	✓	0 - 20 km/h (0 - 12.4 mph)	1200 L 34 (US bu)	62 cm (24 in)	25...110 mm (0.9...4.3 in)	152 cm (59.8 in)	1490 (3285)	H ⁺ 243cm H 183 cm D 162 cm W 347 cm

FD 2200 TS

4WD



		HP-kW		 L (US Gal)	 DIFF. LOCK	 HYDROSTATIC	 HYDRAULIC	 HYDRAULIC	 HYDRAULIC	 HYDRAULIC	 kg (lb)	
FD 2200 TOP SCORER 4WD	4TNV88C Yanmar STAGE 5	HP 47 kW 34.3	2190/4	Diesel 50 (13.2)	✓	0 - 21 km/h (0 - 13.6 mph)	1400 L 39.7 (US bu)	60 cm (24 in)	20...120 mm (0.8...4.7 in)	152 cm (59.8 in)	1656 (3651)	H ¹ 231 cm H 199 cm D 162 cm W 364 cm
										182 cm (71.6 in)	1705 (3758)	H ¹ 231 cm H 199 cm D 194 cm W 369 cm