



FM 13.09 - FM 2200



Grillo
AGRIGARDEN MACHINES

Professional Hydrostatic Out-Front Mower

GRILLO designs and builds machine with man in mind,
to transform work into pleasure

FM 13.09 and



Grillo: a brand ensuring seriousness and solidity over time.

*for over 60 years our company has been investing in innovation, in perfecting our range of products, in improving production technologies at our premises, in enhancing both the customer and spare parts services. All of this made it possible for Grillo to ensure both **quality and reliability** and to retain the value of each single machine over time.*



FM 2200

Your best choice for professional green maintenance

FM 13.09 and FM 2200 are the maximum expression of technology and performance obtainable nowadays from any hydrostatic mower. They have permanent 4WD system, a front mower deck, a spacious grass box with raised grass discharge. Even the most demanding user will be satisfied of the quality achieved by these machine thanks to their modern, powerful, reliable and low-emission **STAGE 5** engines, **the steering radius**, their unique maneuverability, their excellent stability on slopes and the large amount of **Grillo attachments**.

Thanks to their great maneuverability, their extremely small steering radius and their short wheelbase, both **FM 13.09** and **FM 2200** have a high hourly output both in large open spaces as well as in smaller areas with obstacles like plants or benches. The stability on slopes is guaranteed by the carefully engineered weight distribution and by the automatic or manually engaged differential lock.



The new **STAGE 5** engines **3TNV82A** and **3TNV88C** protect the environment and human health by reducing the emissions of the main air pollutants. They are equipped with EGR valve and DPF particulate filter with replaceable cartridge. Thanks to their advanced combustion technology, no other liquid such as DEF/Adblue is needed to reduce emissions.

These engines are equipped with an electronic fuel injection system, controlled via a BOSCH electronic control unit, to optimize consumption and performances.

The electronic control unit records, saves and sends all of the engine parameters via CAN-BUS. In addition, the engines are designed for longer service intervals, reducing therefore the time needed for maintenance.



FM 13.09 4WD

Attachments and equipment ...

The FM13.09 cutting deck, and the comfortable seat with pneumatic suspension ensure an excellent working visibility.

The floating cutting deck with hydraulic assistance ensures a regular and precise cut also on uneven ground, the cutting quality is excellent even when grass is tall and wet. Its **31 cm inner steering radius and the differential lock**. (that can be engaged both automatically and manually), allow the operator to easily overcome obstacles. The **pivoting rear axle** allows the operator to work on uneven ground, to overcome sideways and kerbs, **while ensuring maximum traction on all four wheels**.

The FM 13.09 can be equipped with **MP 130 cutting deck, LMP 160 cutting deck with three blades**, lateral discharge – mulching – rear discharge, **the 130 and 160 cm all purpose flails and the 150 cm snow thrower**. It is also equipped with two hydraulic auxiliary ports controlled electronically for the handling of attachments, with a 120 bar 18l/1' capacity. It uses 1/4" quick couplings with frontal engagement.

The 130 MP deck with three blades and 125 cm cutting width is equipped with **rear discharge function and mulching cut**. The switch between the two cutting types and the cutting height adjustment can be made from the driving position via electric push buttons operating hydraulic controls.

The 130 and 160 all purpose flails (130 cm and 155 cm cutting width respectively) are equipped with solid wheels and can also be fitted with scarifying blades.

The 150 cm snow blade accessory is equipped with hydraulic lifting and front tilting, which can be operated via practical electric buttons from the driver's seat.



MP cutting deck



130 all purpose flail



LMP cutting deck



160 all purpose flail



150 cm Snow blade

The couplings for connection to the machine allow a single operator to put it into service in just a few minutes. It is equipped with frontal 1/4" hydraulic quick couplings for connection to the hydraulic system of the machine, thus avoiding downtimes and oil leaks. The terminal made of specific rubber for snow is easily replaceable when worn after intense use.

FM 2200 4WD

... and plenty of options to meet your needs

The FM 2200 provides **the maximum power and cutting quality** in every work condition even with wet and tall grass. The wide and comfortable drive **seat with pneumatic suspension** and the drive position guarantee a perfect work visibility.

The cutting deck is floating and provides a precise and regular cut also on uneven ground.

The 62 cm **steering wheel** and the automatic or manually engaged **differential lock** allow to overcome easily any obstacle. The rear axle is tilting and allows to overcome easily sideways and curbs, **keeping the traction with the 4 wheel drive even on uneven ground.**

The FM 13.09 and FM 2200 machines are **equipped with a 105 x 105 cm body with aluminium platform** and steel sides that, once raised with the suitable gas spring, enable the access to the bonnet.

The two models are equipped **with self-cleaning radiator**, with electric fan that reverses the rotation direction to remove cut grass residues on the radiator: the system activation is automatic and controlled by a sensor, but it can also be activated manually.

The PTO clutch is multi-disc hydraulic with blade brake incorporated and it is electronically engaged via a button. It provides high torque transmission with reduced wear and long service life.

The blade brake lining is adjustable, to offset the wear of the friction material, thus maintaining efficiency through time.

Further more, cutting deck **maintenance and accessories replacement can be easily carried out because of the brackets used by Grillo.**



LMP cutting deck



160 all purpose flail

The FM 2200 is standard equipped with **hydraulic PTO** that can be engaged via an electrical button. It allows the rotation of commercial accessories such as salt spreader, hedge trimmers, brushes and so on. It provides up to 34l/1' at 230 bar. The oil used by the hydraulic PTO is cooled by a dedicated radiator. It uses 3/8" quick couplings with frontal fittings.

The FM 2200 can be equipped with: 160 cm **LMP cutting deck** with three blades and an integrated mulching/lateral or rear discharge function, **160 flail mower (cutting width 155 cm)** and **175 cm snow-blade.**

Is also equipped with **2 hydraulic auxiliary ports for the handling of attachments**, with a capacity up to 34 l/1' at 230 bar.








Comfort cabin





175 cm snow thrower

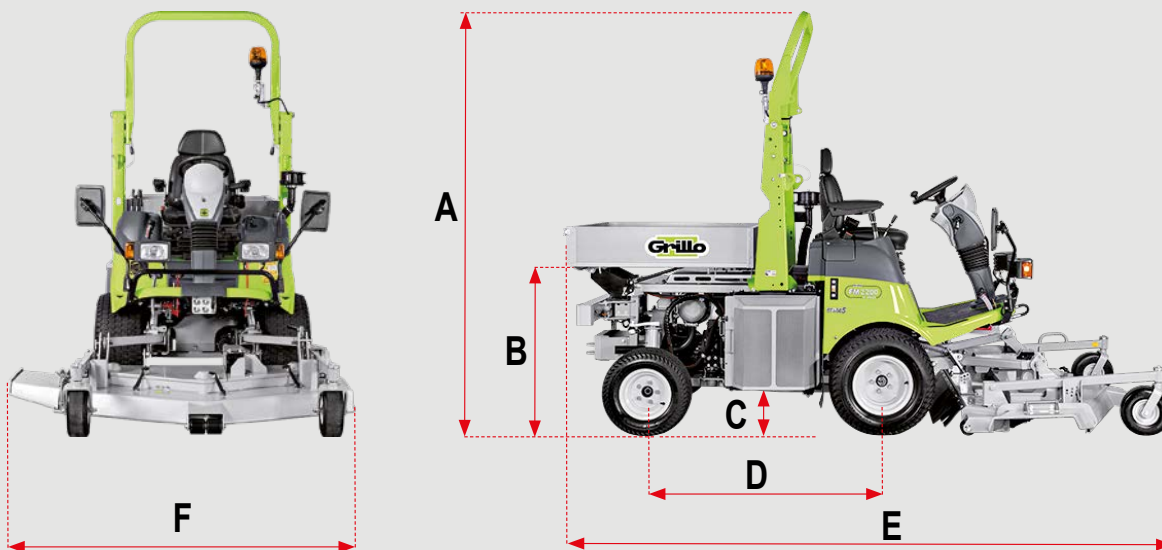
The optional **cabin with heating system** allows to keep working with the maximum comfort even during the coldest periods.

TECHNICAL DATA

											
	Engine	Fuel tank capacity	Hydraulic oil tank	Traction	Transmission	Driving system	Speed	Wheels	Steering radius	Differential lock	Clutch
FM 13.09	<p>Yanmar 3TNV82A diesel engine, 1331 cc (max 26HP @ 2800 rpm) 3 cylinders, indirect injection. It complies with the STAGE 5 standards.</p> <p>Liquid-cooled via electric fan, equipped with automatic radiator cleaning system. Air filter with 5" double safety cartridge</p>	23 L	20 L	Hydraulic with 4-wheel drive (permanent even on narrow turning radius)	Hydraulic transmission with four hydraulic motors on the wheels	Steering wheel plus hydraulic steering	Continuously variable from 0-15 km/h	<p>Front wheels 23x10.50-12 garden</p> <p>Rear wheels 18x8.50-12 garden</p>	31 cm	Automatic and manual via button	PTO hydraulic-clutch activated via electric button with blade brake
FM 2200	<p>Yanmar 3TNV88C diesel engine, 1642 cc (max 37HP @ 3000 rpm) 3 cylinders, indirect injection. It complies with the STAGE 5 and EPA standards.</p> <p>Liquid-cooled via electric fan, equipped with automatic radiator cleaning system. Air filter with 5" double safety cartridge</p>	50 L	25 L	Hydraulic with 4-wheel drive (permanent even on narrow turning radius)	Hydraulic transmission with four hydraulic motors on the wheels	Steering wheel plus hydraulic steering	Continuously variable from 0-20 km/h, servo-assisted Sauer pump	<p>Front wheels 24x12.00-12 garden</p> <p>Rear wheels 20x10.00-10 garden</p>	62 cm	Automatic and manual via button	PTO hydraulic-clutch activated via electric button with blade brake

TECHNICAL DATA

											
Hydraulic services	Front hydraulic PTO	Brake	Cutting height	Cutting width	Loading box	Drive seat	Steering wheel	Attachments	Hourly working capacity	Weight	
2 hydraulic services as standard 18/1' capacity 120 bar pressure	/	Hydraulic service brake Drum parking brake	From 2 to 10 cm with 160 cm LMP mower deck	160 cm with 160 LMP mower deck	Rear tilting loading box. Manual tilting supported by gas springs. Aluminium sides and steel floor, openable rear side. Maximum capacity 250 kg	Extra comfort seat with armrests and pneumatic suspension	Mounted on the steering column, and side adjustable	130 cm MP mower deck 160 cm LMP mower deck 130 cm All purpose flail 160 cm All purpose flail 150 cm Snow thrower	12.000 m ² /h	1.150 kg (with 160 cm LMP mower deck)	FM 13.09
2 hydraulic services as standard 34/1' capacity 170 bar pressure	As standard Capacity 34/1' Pressure 230 bar	Hydraulic service brake Drum parking brake	From 2 to 10 cm with 160 cm LMP mower deck	160cm with 160 LMP mower deck	Rear tilting loading box. Manual tilting supported by gas springs. Aluminium sides and steel floor, openable rear side. Maximum capacity 250 kg	Extra comfort seat with armrests and pneumatic suspension	Mounted on the steering column, height and side adjustable	160 cm LMP mower deck 160 cm All purpose flail 150 cm Snow thrower Comfort cabin with heating	15.500 m ² /h	1.322 kg (with 160 cm LMP mower deck)	FM 2200



	FM 13.09 4WD	FM 2200 4WD
A	213 cm	243 cm
B	78 cm	97 cm
C	15 cm	15 cm
D	122 cm	126 cm
E	with 130 cm MP mower deck..... 355 cm with 160 cm LMP mower deck..... 299 cm with 130 cm All purpose flail 327 cm with 160 cm All purpose flail 326 cm	with 160 cm LMP mower deck..... 347 cm with 160 cm All purpose flail 275 cm
F	with 130 cm MP mower deck..... 131 cm with 160 cm LMP mower deck..... 192 cm with 130 cm All purpose flail 147 cm with 160 cm All purpose flai..... 180 cm	with 160 cm LMP mower deck..... 192 cm with 160 cm All purpose flail 180 cm

Beyond the product values that make the difference!



After sales service

The customer care service is aimed at giving fast and effective answers to our customers' requests.

Warranty and Spare parts Service

Warranty and spare parts service A lifetime guaranteed value

High-quality components quickly available even for 30-year-old machines.

Grillo dealers

Grillo dealers will help you with quality and courtesy to make the right choice according to your needs.



www.grillospa.it

e-mail: grillo@grillospa.it

Tel. (0039) 0547.633111

Fax (0039) 0547.632011

www.grillofrance.fr

www.grilloagrigarden.co.uk

www.grillodeutschland.de

www.grilloagrigarden.ru

Dealer