



Grillo

AGRIGARDEN MACHINES



MD 15-MD 18



MD 18














MD 18



MD 15













MD 18

		HP-kW		 L (US qts)						
MD 15	LC1P92F Loncin	HP 12 (*15) kW 9.2	452/1	 7 (7.4)	--	HYDROSTATIC 0 - 9 km/h (0 - 5.6 mph)	45 cm (18 in)	25...75 mm (1.0...3.3 in)	QUICK SHIFT 83 cm (32.6 in)	225 (496)
MD 18	7180 EXI INTEK B&S	HP 15.2 (*18) kW 11.2	656/2	 7 (7.4)	✓	HYDROSTATIC 0 - 9 km/h (0 - 5.6 mph)	45 cm (18 in)	25...80 mm (1.0...3.5 in)	QUICK SHIFT 83 cm (32.6 in)	238 (525)

* Gross Power

MD 22N



		HP-kW		 L (US qts)	 DIFF. LOCK	 HYDROSTATIC	 48 cm (18.9 in)	 25...110 mm (0.9...4.3 in)	 QUICK SHIFT	 kg (lb)
MD 22N	7220 PXi PROFESSIONAL B&S	HP 18 (*22) kW 13.2	656/2	7 (7.4)	✓	0 - 10,5 km/h (0 - 6,5 mph)				315 (694)

MD 24 AWD

MD 28 AWD



MD 24 AWD













MD 28 AWD



MD 24 AWD



										
MD 24 AWD	7220 PXi PROFESSIONAL B&S	HP 18 (*22) KW 13.2	656/2	13 (11.8)	✓	HYDROSTATIC 0-9 km/h (0 - 5,6 mph)	70 cm (27.5 in)	25...110 mm (0.9...4.3 in)	106 cm (41.7 in)	370 (816)
MD 28 AWD	8290 CXi COMMERCIAL B&S	HP 22 (*27) KW 16.2	724/2	13 (11.8)	✓	0-9 km/h (0 - 5,6 mph)	70 cm (27.5 in)	25...110 mm (0.9...4.3 in)	125 cm (49.2 in)	389 (856)

* Gross Power