




Grillo












AGRIGARDEN MACHINES



HWT 570











MULTIFORCE



										
		HP-kW	CC/	L (US qts)						kg (lb)
HWT 570 Multiforce	575 EX B&S	HP3 - kW 2.2	140/1	0,8 (0.84)		--	41 cm (16.2 in)	15-30-50-60 mm (0.6-1.2-2-2.4 in)	60 cm (24 in)	46 (101.4)


HWT 600 WD














										
HWT 600 WD	GCV 170 Honda	HP4.8 - kW3.6	166/1	0,9 (1)		2,5 km/h (1.5 mph)	41 cm (16.2 in)	15-30-50-60 mm (0.6-1.2-2-2.4 in)	60 cm (24 in)	47 (104)

HWT 700

SUPERTRAC



											
		HP-kW	CC	L (US qts)						kg (lb)	
HWT 700 SUPERTRAC	F1180V KAI Kawasaki	HP4.5 - kW3.4	179/1	1,7 (1.5)		2,5 km/h (1.5 mph)	3.50-8	38 cm (14.9 in)	15-30-50-60 mm (0.6-1.2-2-2.4 in)	60 cm (24 in)	62 (137)