

# GH 8 - GH 9



GH 8



GH 9















GH 9



GH 9















GH 8


										
		HP-kW	CC	L (US qts)		HYDROSTATIC				kg (lb)
<b>GH 8</b>	G 200 FA Loncin	HP 5.5 - kW 4.1	196/1	3 (3.2)		0 - 6 km/h (0 - 3.7 mph)	0 - 3 km/h (0 - 1.9 mph)	20...60 mm (0.78...2.36 in)	58 cm (22.8 in)	135 (297)
<b>GH 9</b>	GX 270 Honda	HP 8.4 - kW 6.3	270/1	5,3 (5.6)		HYDROSTATIC		30...110 mm (1.2...4.3 in)	68 cm (26.8 in)	158 (348)
						0 - 6 km/h (0 - 3.7 mph)	0 - 3 km/h (0 - 1.9 mph)		85 cm (33.5 in)	165 (364)












# CL 62M



										
		HP-kW	CC	L (US qts)		HYDROSTATIC				kg (lb)
<b>CL 62M</b>	FJ180V Kawasaki	HP 4.5 - kW 3.4	179/1	1,6 (1.5)		0 - 4,7 km/h (0 - 2.9 mph)	0 - 3 km/h (0 - 1.9 mph)	50...110 mm (2.0...4.3 in)	62 cm (24.4 in)	98 (216)

# CL 75



		HP-kW		 L (US qts)		 DIFF. LOCK					 kg (lb)		
<b>CL 75</b>	GXV 390 Honda	HP 10.2 - kW 7.6	389/1	2,1 (2.2)		✓	<b>HYDROSTATIC</b>		0 - 6 km/h (0 - 3.7 mph)	0 - 3,5 km/h (0 - 2.2 mph)	50...150 mm (2.0...5.9 in)	75 cm (29.5 in)	140 (309)